

The National Diploma of Calligraphy

The National Diploma in Calligraphy was devised by CLAS for serious students of calligraphy in the Western tradition, based on the Roman alphabet. There is recognition at three levels of achievement – *Foundation*, *Intermediate* and *Advanced*.

The Diploma recognises calligraphy as a form of artistic expression and communication, which combines the use of the alphabet as a means of direct communication, as well as the use of language and the interpretation of literature.

The Aims

The main aims of the National Diploma in Calligraphy are:

- (i) To enable students of calligraphy and lettering to gain accredited recognition in calligraphic skills and knowledge in the Western tradition, based on the Roman alphabet.
- (ii) To maintain the highest traditions of the lettering crafts as a basis from which to promote innovation in the techniques of lettering and calligraphic production to meet the requirements of potential clients of all kinds.
- (iii) To encourage the achievement of higher standards of skill, competence knowledge and aesthetic awareness through the art of calligraphy.
- (iv) To encourage greater satisfaction and fulfilment from participation in the art.
- (v) To provide a basic craft qualification for calligraphy teachers and tutors which will indicate a good standard of skills and techniques.
- (vi) To create bench-marks of recognition of occupational craft at a national level and for recognition of standards for calligraphy as an art and a craft.

This in turn will stimulate and develop:

- (i) the understanding and use of the skills and working vocabulary needed to produce works in calligraphic form;
- (ii) the understanding and use of differing alphabetic forms and calligraphic hands;
- (iii) the ability to research, originate, design and produce calligraphic work in a systematic and innovative way;
- (iv) the awareness and appreciation of the historical context of the calligraphic art and its relevance to contemporary practice;
- (v) confidence, initiative and the ability to experiment with tools, materials, techniques and design by the harnessing of intuition and imagination in the production of calligraphic works;
- (vi) the skills to undertake commissioned work;

The Foundation Diploma – Submission of Work

This level of the National Diploma is for those who have completed a course which covers the analysis and use of **one basic minuscule hand** with pen-related majuscules where appropriate. For the purposes of the Diploma the basic hand is regarded as either Foundational (Formal Round Hand) or Formal Italic.

The studies should also include the use of tools and materials, the simple use of colour, the layout of text, and a brief study of the historical development of calligraphy and lettering. As a guide, you should have been practising calligraphy for a minimum of at least one full year's systematic study including tuition and support and practice, and preferably two years.

You should submit three modules, which include four calligraphic pieces in the same one basic hand, together with the historical study and analysis of an historical manuscript of your chosen basic hand. One piece in Module B should contain a length of writing. As a guide (but not a rule) this should include a body of text which is about 50 words, this could be, say, about the length of a short sonnet, a poem of three verses of three lines each, or eight lines of continuous prose. The other pieces can contain fewer words, where the design may play a more prominent part.

You should submit your work on **A2** mounting boards with the A4 historical study and basic hand analysis attached. *Overseas candidates: please see page 28.*

Complete submissions of all three Modules at one time are encouraged, but for those who choose to do so, submissions of separate Modules are acceptable. Please see inside the back cover for submitting work in Modules.

Finished pieces submitted should show you have an understanding of the underlying structure of letter-forms, spacing and methods of designing and working. Only the best pieces should be submitted, and a study of the Assessment Criteria by you and your tutor is advised.

The Foundation Diploma – Modules A, B, and C

Module A Historical Letter Analysis and Historical Study

- i In A4 format make an analysis of the letter-forms of an historical manuscript which reflects your one chosen basic hand. Your analysis should include x-height, letter formation and construction, heights of ascenders and descenders, etc. This can be in the form of notes added to enlarged photocopies of a relevant historical manuscript, **together with your own lettering studies**.
- ii In A4 format, and in about 1,000 of your own words, use illustrations and photocopies to give a brief summary of the changes in letter-forms from Roman Capitals to the present day.

Module B Two calligraphic pieces

Two pieces of your own work in your chosen one basic hand (see page 3) with pen-related majuscules where appropriate. The works should show good construction and proportions of the basic hand with majuscules. Work should demonstrate practical knowledge of good and balanced spacing in the use of letters, words and lines and in the surrounding margins.

One of these two pieces should contain at least 50 words (see page 3).

Module C Two calligraphic pieces, including one piece using colour

Two pieces of your own work in the same basic hand as in Module B with pen-related majuscules (see page 3) where appropriate. The works should show good construction and proportions of this basic hand with majuscules. Work should demonstrate practical knowledge of good and balanced spacing in the use of letters, words and lines and in the surrounding margins.

One piece should be in colour which demonstrates the simple and controlled use of colour in the pen, and, if desired, the use of colour in the background. For this piece include the working stages from first roughs through to the finished design. Photocopies and paste-ups are accepted. Attach these to a board so that it is easy for the Assessors to see the progression of your ideas. Add notes to the stages to make the decisions that you took regarding size(s) of lettering, layout, colour, design, etc clearer.

The Foundation Diploma – Assessment Criteria

The overall method of assessment is to use the work submitted as evidence of the skill, knowledge, responsiveness and understanding developed by the candidate.

Criterion I LETTER ANALYSIS AND HISTORY Analyse a calligraphic hand and show knowledge and appreciation of the history and traditions of calligraphy (Percentage for this section 10%)

The study of an historical manuscript should demonstrate the candidate's

- (a) **ability to analyse a calligraphic hand** and apply the resulting understanding in the calligraphic pieces submitted;
- (b) **knowledge and understanding** of the historical roots of calligraphy, up to the present day, in particular the development of letter-forms.

Criterion II CALLIGRAPHY Select and control alphabetic forms and calligraphic hands in a skilful and appropriate manner (Percentage for this section 30%)

In the context of one basic hand (Foundational/Formal Round Hand or Formal Italic) the work should show minuscules and pen-related majuscules which are:

- (a) **well constructed**, as shown by pen angle, number, beginnings and endings of strokes; ascenders and descenders, etc,
- (b) **well proportioned** and of an
- (c) **appropriate weight** in relation to their size. There should be
- (d) **consistent family characteristics** in minuscules and majuscules and between the two.

Letters should be combined into words, lines, sentences and paragraphs using

- (e) **writing rhythm** together with
- (f) **spacing and evenness of texture** (except where variation is introduced to meet the needs of design).

Criterion III DESIGN AND LAYOUT Use and control the formal elements of design and layout (Percentage for this section 25%)

The pieces of work submitted should collectively show design and layout which:

- (a) **appropriately uses one or more colours** (in addition to black) and which in simple ways
- (b) **emphasises and/or clarifies meaning and purpose** by (for example) grouping letters and words; differences in size, weight, form and colour of letters and

The Foundation Diploma – Assessment Criteria (continued)

- (c) **shows balanced arrangement of text** and other visual elements (if used within the design);
- (d) **achieves an appropriate relationship between text area and the space as a whole** (including margins).

In addition credit will be given for

- (e) **overall quality of presentation** of work submitted.

Criterion IV CREATIVITY Make sensitive and imaginative responses to the work undertaken (Percentage for this section 10%)

The work submitted should demonstrate the ability of the candidate in simple, straightforward ways, to perceive and respond to the connection between meaning on one hand and design components such as colour, size, contrast, texture, pattern and layout on the other.

Assessment will focus on

- (a) **sensitivity of interpretation** and
- (b) **degree of originality** (freshness of ideas).

Criterion V SKILLS AND TECHNIQUES Select and use materials, processes and techniques in informed and disciplined ways appropriate to the work undertaken (Percentage for this section 15%)

The pieces of work should collectively demonstrate:

- (a) **selection and appropriate use of materials** whose colour, size, quality and other physical properties enable the design to be fulfilled;
- (b) **appropriate use of tools** as the basis of calligraphic techniques;
- (c) **informed and disciplined use of materials and tools** to develop ideas and themes.

Criterion VI WORKING PROCESS Initiate and develop works from first ideas through to final stages of presentation

(Percentage for this section 10%)

Where several stages are involved in the development of a piece, the work should show: **evidence of the development process** (ie the way in which thought and execution developed shown by the working stages enclosed). Candidates are encouraged to make concise notes and critical comments on the reasons why decisions were made.

Rules and Conditions of Entry

1 Eligibility

The National Diploma in Calligraphy is open to all calligraphers who submit work in the Western tradition based on the Roman alphabet. Candidates may enter at any one of three levels: *Foundation, Intermediate, Advanced*.

2 Completion of Enrolment Forms

You should complete the Enrolment Form on page 32 of this booklet (photocopies are accepted) and enclose it with a cheque drawn on a Sterling account, Postal Order or International Money Order for the appropriate fee made payable to CLAS to arrive no later than the 31st March for assessment in the July/August of that year.

3 Submission of work

You must write your *name, address, post code, telephone number and candidate enrolment reference number* in block capitals on the back of each separate piece of work, and on each mounting board, and on the historical and letter analysis studies.

Label each Module carefully.

You must have completed your entries during the period of study for each level and within three years prior to the date of submission.

It is expected that you will seek the advice of your tutors and others skilled in the requirements of the National Diploma in selecting your work. You should choose only the very best pieces. The pieces submitted and the letter analysis and historical study must be your own work, although it is accepted that your tutor will have given normal help, assistance and advice as part of the course.

If you fail to submit work in time for it to be received as required under Rule 7, then the fee will be forfeited.

Work should be attached to *one side of the mounting boards only*, and thought should have been given in laying out the work to best advantage on these boards. Work should be firmly attached using proprietary mounting spray adhesives, double sided tape or similar methods. (Wire staples should not be used as they damage both work and Assessors.)

Work should not be framed or glazed. However work can be protected by mitred card mounts if weight allows. Delicate or small work should be protected by careful mounting.

The Submission of Work and details of modules for each level should be used as a guide. Reference can also be made to the booklet *Guide for Tutors*. However, some flexibility within these guidelines is accepted.

Rules and Conditions of Entry (continued)

4 Entry Form

You must complete an Entry Form, which will be sent to you after you have enrolled. It should be completed and placed into the envelope provided. This should itself be inserted into the analysis and historical study which is mounted outside the protective boards as shown on page 30.

5 Despatch of work

It is important that your work is assembled in one parcel, not exceeding 4 kg total in weight, in accordance with the packaging instructions shown on page 30 and on the sheet sent to you after enrolling.

6 Damaged, lost or delayed entries

No liability can be accepted for any work damaged during transit, to or from its destination and, while all reasonable care will be taken, no liability can be accepted for any work lost while it is in the hands of the organisers or their agents.

7 Date of submission

Work should be submitted between the 15th June and the 6th July each year for assessment in July/August.

8 Appeals Procedure

The Assessors make every effort to be fair and consistent in the marks they award, and there are checks in place to ensure this. If you feel that you have a problem with the marks, arithmetic or administration, please see the Appeals Procedure on page 31.

9 Photographic record of submissions

The Calligraphy and Lettering Arts Society reserves the right to create a photographic record of candidates' work for educational and publicity purposes.

10 Disqualification

The Calligraphy and Lettering Arts Academic Standards Board reserves the right to disqualify any entry which does not comply with the rules and conditions as previously set out above.

NB For Overseas candidates only:

Work may be submitted unmounted and packed flat with your name, address, reference number, and with the Module, clearly marked on the back of each piece.

Academic Standards Board · Criterion Referenced Assessment

The CLAS Academic Standards Board (CASB) consists of the Chief Assessor of the National Diploma in Calligraphy, the National Diploma in Calligraphy Administrator, the Diploma and Certificate Moderator, the Certificate of Calligraphy Administrator, the i2a Administrator (*Intermediate to Advanced Support Groups*), the CASB Liaison Officer who also chairs the committee, the External Evaluator, the Education Day Administrator, the CLAS Accredited Tutors' Officer, the Promotions Officer, the Associates' Officer, the Chair of CLAS, and the Treasurer of CLAS and the Administrator for CLAS (the last two being *ex officio*). CASB is the artistic and intellectual guarantor for the National Diploma. Entries to the Diploma are assessed by CLAS Teaching Fellows and CLAS Associates with CLAS Accredited Tutor Status. The Assessors have many years experience at assessing work at the various levels, and of helping and encouraging others in furthering their interest and enthusiasm for calligraphy.

Criterion Referenced Assessment

Criterion referenced assessment operates by using the work submitted as evidence of the candidate's attainment. The role of the Assessor is to decide to what level the work satisfies each of a set of criteria.

The criteria are written as much for the guidance of candidates and tutors as for Assessors. It is expected that candidates and tutors will use them, in conjunction with the submission of work requirements, for guidance in developing and submitting work for assessment.

The assessment is fully open such that the criteria, the pass mark and the maximum marks awarded in each section are known to candidates, tutors and Assessors. Candidates receive a copy of their Mark Forms, which also include comments by the Assessors to help candidates improve and enjoy their calligraphy further.

Each candidate's work is judged on its own merits according to the criteria. There is no fixed percentage of candidates who pass and fail, and the assessment is in no way competitive. Assessors convene at the beginning of the assessment period to assess a random selection of entries in order to ensure that they are interpreting the criteria in a uniform and consistent way. Borderline and doubtful entries are always re-marked by a second Assessor, and sometimes a third. After assessment a Moderator scrutinises the marks of the individual Assessors for consistency, and makes adjustments if necessary.

Packaging Your Work

Your work should be put together carefully and protected in one parcel only, weighing not more than 4 kg. Please see the instructions for packaging work which are sent to you after you have enrolled. Do not use cardboard boxes, wooden boards, hardboard, large bubble wrap, tissue paper for interleaving, and so on – experience has shown that all are counter-productive to protecting the work.

Only postal deliveries will be accepted. Your work will be returned via the postal system after the assessment has taken place in the year in which the Diploma is entered.

What you need for packaging your work:



Two thick card boards to sandwich the boards showing your work.



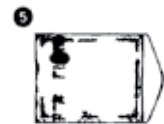
Sheets of plain paper (not tissue) for interleaving your boards.



Brown (Kraft) or similar quality stout paper.



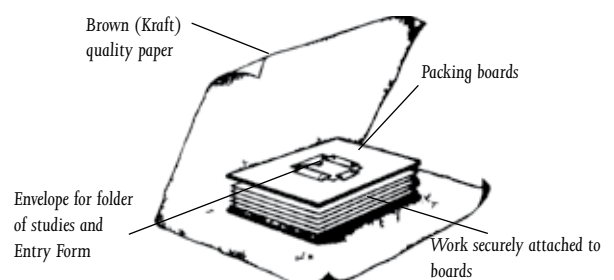
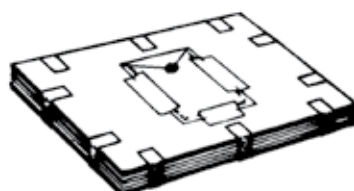
Reel of masking tape for sealing parcel.



Large card-backed or bubble-filled envelope for A4/A3 folder and entry form.

Pack your work in one parcel according to the instructions sent to you after you have enrolled. The envelope with your folder of studies and notes, together with your Entry Form, should be placed on the outside of the top board.

Interleave the work on boards with plain paper (not tissue), place these between backing boards and secure all round with masking tape (not parcel or clear adhesive tape). Stick the envelope to the top board with glue and secure on three sides with masking tape. Make sure that the envelope flap is secure to prevent the folder from falling out.



Re-submitting Modules · The Appeals Procedure · Equal Opportunities Statement

Re-submitting Modules

It will be clear from your Mark Sheet if one or more pieces you have submitted as a Module will not have gained sufficient marks to pass the National Diploma in Calligraphy at the level you have entered. If you would like to repeat this (or these) piece(s), then the *whole Module* (but not necessarily the whole entry if you entered all the Modules in one year) can be re-submitted for re-assessment the following year. You will need to indicate on the Enrolment Form which Modules you are re-submitting.

Appeals Procedure

The Appeals Procedure for the National Diploma in Calligraphy has the following stages. After receiving the Mark sheets, you are recommended to take the following steps in the order suggested.

- a You should first discuss the Mark Form with your Tutor.
- b If you remain dissatisfied write to the National Diploma in Calligraphy Administrator enclosing a stamped addressed envelope. The National Diploma in Calligraphy Administrator will write to you giving you an explanation if the matter is administrative or refer the matter to the Assessor concerned who will consider your appeal in the light of any additional explanation you have provided.
- c If the Assessor concerned remains of the same opinion, the matter will be referred automatically to the Chief Assessor or an Assessor of equal status who may offer a re-assessment on payment of the appropriate fee, or confirm the Assessor's original decision and explain why.
- d The Chief Assessor's decision is final.

Equal Opportunities Statement

The Calligraphy and Lettering Arts Society is open to anybody and everybody who enjoys calligraphy and lettering. CLAS extends a warm welcome to new members of all races, creeds, ethnic groups, gender and religion, whether old or young, beginner or expert. Every reasonable effort will be made to ensure equality of access to the National Diploma in Calligraphy assessment process. Any candidate or potential candidate who has a problem accessing the process should contact the National Diploma in Calligraphy Administrator who will suggest appropriate support.

Enrolment Form

I would like to register my intent to submit work for the National Diploma in Calligraphy for the year

The closing date for receipt of Enrolment Forms for summer assessment is the 31st March in each year.

Please complete in block capitals and send to: National Diploma Administrator (address on the back cover)

First name Surname

Address Postcode

Phone daytime evening e-mail

Please tick one ✓
Entry Level Foundation Intermediate Advanced

I am proposing to enter my work as all Modules this year in separate Modules
For this year I intend to submit Modules A B C D E Please circle as appropriate

Are you submitting a Module for re-assessment? NO YES – please circle which one A B C D E

In which year did you start the Diploma?

I enclose an A5 stamped addressed envelope and a cheque, Postal Order or International Money Order made out to CLAS for £

Cheque/postal order number Bank

CLAS USE ONLY:
We acknowledge with thanks receipt of your entry fee for the Foundation/Intermediate/Advanced assessment
Candidate reference number

Signed Date

Enrolment · Modules · Fees

Enrolment for the National Diploma in Calligraphy must be made by the 31st March of the year in which submission is to take place.

You should complete the Enrolment Form on page 32 of this booklet. Photocopies are accepted. UK entrants should return it with a cheque/Postal Order made payable to CLAS for the appropriate fee. Candidates from outside the UK should pay with an International Money Order in £sterling.

The fees include return to sender, packaging and postal charges. Return to overseas senders will be by air freight.

On receipt of Enrolment Forms you will receive an Information Pack which will show your Candidate Reference Number, which you should note and quote in any correspondence.

Please read the rules and conditions of entry before enrolling in the Diploma.

Candidates can enter work for all the Modules at their chosen level in one year; this is to be encouraged. However, you may also enter work for each of the separate Modules over a period of time which is set at between two and a maximum of five years. Please make sure that you tick the box on the Enrolment Form to make this clear.

Assessors will do their best to pinpoint successful and problem pieces. If candidates wish to repeat a piece or pieces in the light of the Assessors' comments to improve their mark, these can be re-submitted as complete Modules the following year for re-assessment on payment of the appropriate fee as shown below.

DIPLOMA LEVEL	UNITED KINGDOM	ALL EEC COUNTRIES	OTHER COUNTRIES
Foundation	£55	£65	£75
CLAS Members	£40	£50	£60
Intermediate	£70	£80	£90
CLAS Members	£55	£65	£75
Advanced	£85	£95	£105
CLAS Members	£70	£80	£90

If sending in work as Modules over a period of years, please see box on right.

If sending in work as Modules over a period of years:

For candidates sending in their work as Modules over a period of years (no more than five), please add £30 for Foundation, £40 for Intermediate and **£50 for Advanced** level to the fees shown here and tick the Modules box on the Entry Form on page 32.

The fee for re-assessment of individual Modules is £20 for Foundation, £25 for Intermediate and £30 for Advanced levels.

**For all matters relating to the
National Diploma in Calligraphy:**

The Administrator: 44 Warblington Street,
Old Portsmouth, Hampshire PO1 2ET, UK.
e-mail : diploma@clas.co.uk